

Resistance thermometer MiniTherm

fast response

Type series GA270.HY



SIL2



Application area

- Pharmaceutical industry
- Food industry
- Biotechnology

Features

- Resistance thermometer for invasive temperature measurement in tanks and pipes
- Pt100 directly integrated into a sensor tube
- Compact design
- High measurement accuracy
- Fast response
- Process connections for food/pharmaceuticals/biotechnology
- Connections per DIN 11851, VARIVENT® and Clamp per DIN 32676 / ISO 2852 with EHEDG certificate
- Measuring resistor Pt100 or 2 x Pt100, class A
- Circular connector M12

Options

- Approvals/Certificates
 - Explosion protection
 - Classification per SIL2
 - Material certificate per EN 10204-3.1
 - Calibration certificate per EN 10204-3.1
- Output signal 4...20 mA via transmitter PA2430
- Output signal IO-Link V1.1 via transmitter PA2530
- Various transmitters can be integrated
- Sensor tube with reduced tip Ø 4 mm
- Wetted parts electropolished

Application

The resistance thermometer MiniTherm is suited for temperature measuring in tanks and pipes especially in hygienic applications. The change in resistance, dependent on the measurement temperature, can be detected and converted by a transmitter. Because of its compact design and high accuracy MiniTherm is suitable for use in a great number of technological processes.

Technical data

Constructional design

Design:	Pt100 directly integrated into a sensor tube, various types of process connections are available
El. connection:	Circular connector M12 (4-pin) Option: Circular connector M12 (8-pin) for 2 x Pt100 Further electrical connections upon request.
Working pressure:	max. 16 bar (excluded VARIVENT®, Form N with max. 10 bar)

Measuring insert

Design:	Sensor tube Ø 6 mm Option: Sensor tube with reduced tip Ø 4 mm Length see order code.
Measuring resistor:	<ul style="list-style-type: none">■ Pt100 per EN 60751, class A 3-wire■ Pt100 per EN 60751, class A 4-wire (3-wire bridged)■ 2 x Pt100 per EN 60751, class A 3-wire
Degree of protection per EN 60529:	IP 67

Output signal transmitter

Output signal 4...20 mA :

Detailed informations about transmitter type PA2430 see product page on www.labom.com.

Output signal IO-Link V1.1:

Detailed informations about transmitter type PA2430 see product page on www.labom.com.

Process connection

Design:	See order code
---------	----------------

Sealing are not included in the scope of delivery.

Material wetted parts

Material:	Stainless steel mat.-no. 1.4404 (316L)
-----------	--

Hygienic design

The wetted surfaces made of stainless steel are executed according to EHEDG Doc.8 and ASME BPE SF3.

We guarantee the following surface roughness values:

Laser welds:	$R_a \leq 0,76 \mu\text{m}$
Turned parts:	$R_a \leq 0,76 \mu\text{m}$

Further versions of hygienic design upon request.

Accuracy

Pt100:	Per EN 60751, class A
Response time:	Per EN 60751, test procedure with flowing water (without transmitter) Sensor tube Ø 6 mm: $T_{90} = 5.5 \text{ s}$ Sensor tube with reduced tip Ø 4 mm: $T_{90} = 4.5 \text{ s}$

Temperature ranges





Ambient: ¹	-40...85 °C
Media:	-50...200 °C
Storage: ¹	-40...85 °C

¹ Different temperature ranges for devices with transmitter (see data sheets for the types PA2430 or PA2530).

Transmitter

Installation variants:	<ul style="list-style-type: none">■ Transmitter, Type PA2430, for circular connector M12■ Transmitter, Type PA2530 IO-Link, for circular connector M12■ Transmitter head mounted, Type series PA210., 4...20 mA, programmable■ Transmitter head mounted, Type series PA220., electrically isolated, classification per SIL2■ Transmitter head mounted, Type series PA230., electrically isolated, classification per SIL2, HART®■ Transmitter head mounted, Type series PA2420, 2 channel, classification per SIL2/3, HART®
------------------------	--

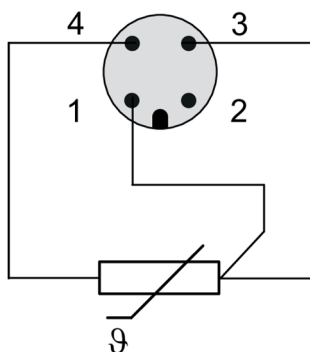
Tests and certificates

SIL2:	Functional safety: per EN 61508, classification of Pt100 sensor per SIL2, suitable transmitter upon request
Ex approval	TÜV 08 ATEX 554093 X  II 1G Ex ia IIC T6 /T5/T4 Ga  II 2G Ex ib IIC T6 /T5/T4 Gb  II 1D Ex ia IIIC T89 °C Da  II 2D Ex ib IIIC T129 °C Db $U_i \leq 30 \text{ V}$ $P_i \leq 200 \text{ mW}$ Ci and Li are negligible small (not for devices with transmitter)

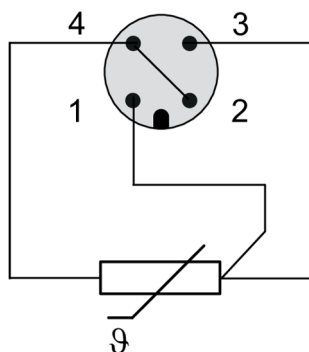
Connection diagram

Circular connector M12

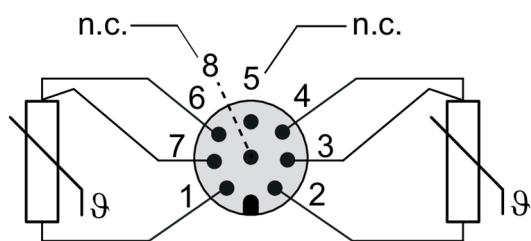
1 x Pt100, 3-wire



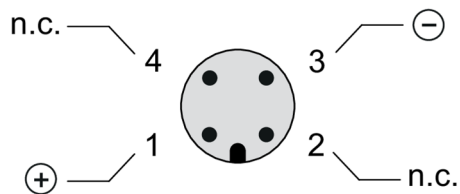
1 x Pt100, 4-wire
(3-wire bridged)



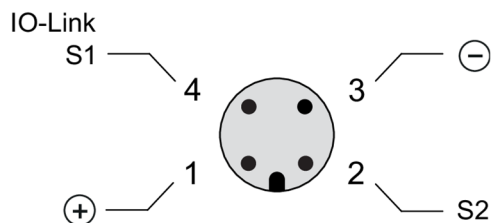
2 x Pt100, 3-wire



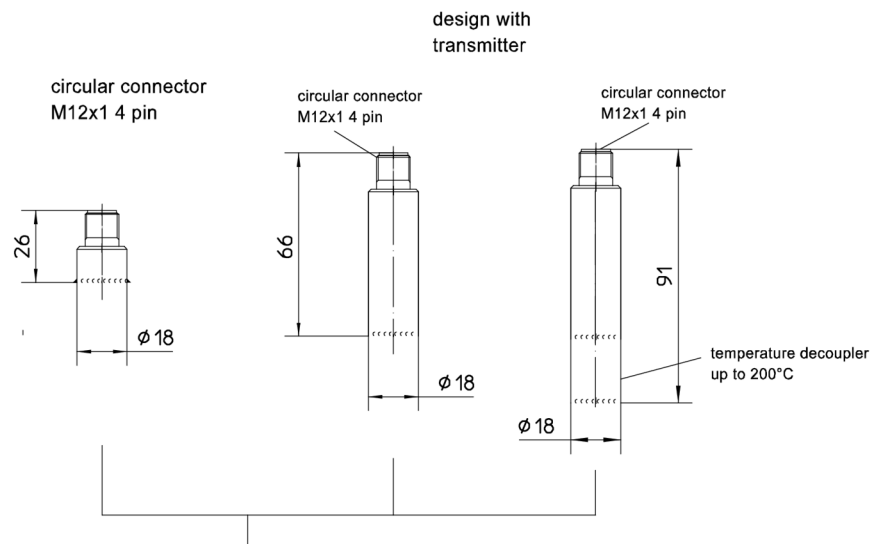
Transmitter
(type series PA2430)



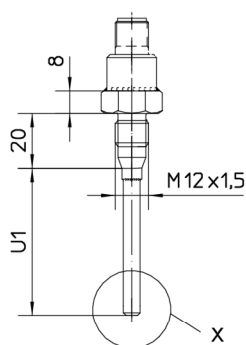
Transmitter IO-Link
(type series PA2530)



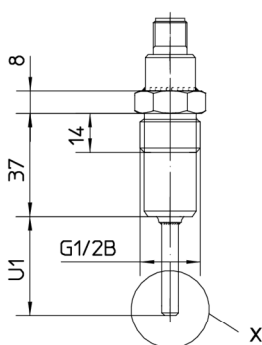
Dimensions



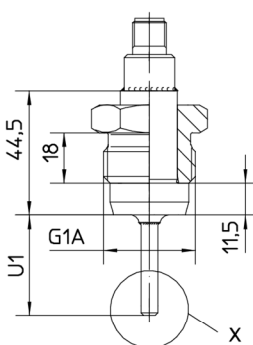
Process connection
diagramed with circular connector M12x1



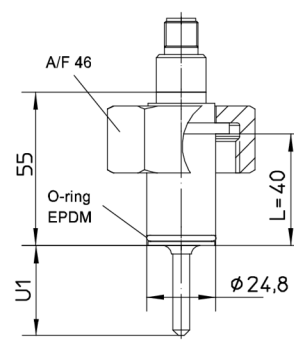
M12x1,5 dead-zone free
(conical taper of metal)
tightening torque: 20 Nm



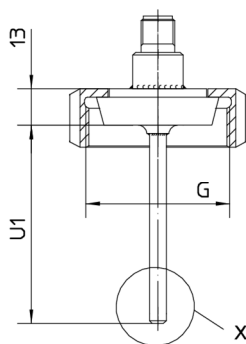
G1/2B dead-zone free
(conical taper of metal)
tightening torque: 50 Nm



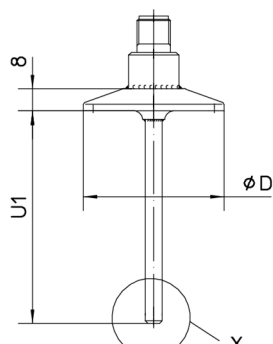
G1A dead-zone free
(conical taper of metal)
tightening torque: 20 Nm



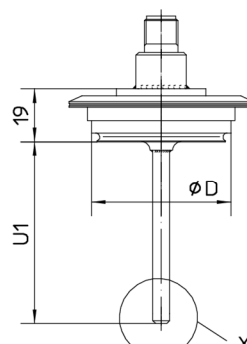
connection per INGOLD
DN 25 with coupling nut



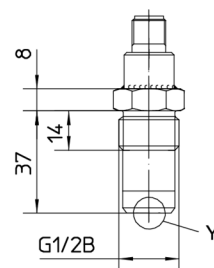
tapered coupling with
groove union nut DIN 11851
DN25 G=Rd.52x1/6
DN32 G=Rd.58x1/6
DN40 G=Rd.65x1/6



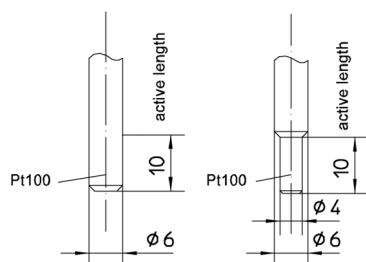
clamp connection
Tri-Clamp 1/2"/3/4" D=25
Tri-Clamp 1"/1 1/2" D=50,5
ISO 2852 DN25/38 D=50,5
DIN 32676 DN25/40 D=50,5



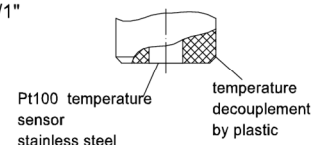
Varivent connection
D=31 for Varivent-case DN10/DN15
D=50 for Varivent-case DN25/1"
D=68 for Varivent-case
DN 40-125 / 1 1/2" ...6"



G1/2B dead-zone free
(conical taper)
design flush mounted
tightening torque: 50 Nm



design of stem X



design flush mounted Y

Order details

Resistance thermometer MiniTherm Type series GA270. HY

Order details GA270. HY			
GA270 . HY	Resistance thermometer MiniTherm		
0	design	standard	
1		Ex protection, design see below	
A1011	process connection	threaded connection	G1/2 conical sealing ¹
A1015			G1 A conical sealing ¹
A1031			M12x1.5, conical sealing
A1213		coupling nut per DIN 11851 ^{2,3}	DN 25
A1214			DN 32
A1215			DN 40
A1413		Clamp per DIN 32676 ^{2,3,4}	DN 25/40, Ø 50.5 mm
A1423		Clamp per ISO 2852 ^{2,3,4}	DN 25/38 (1" / 1 1/2"), Ø 50.5 mm
A1424			DN 40/51, Ø 64 mm
A1432		Tri Clamp ⁴	1/2" / 3/4", Ø 25 mm
A1433			1" / 1 1/2", Ø 50.5 mm ^{2,3}
A1510		VARIVENT® connection ^{2,3}	Form B (D=31) for VARINLINE® access unit
A1511			Form F (D=50) für VARINLINE® access unit
A1512			Form N (D=68) für VARINLINE® access unit
A1810		connection per INGOLD	DN 25, hexagon union nut A/F 46, G1 1/4", L = 40 mm, incl. gasket EPDM (FDA compliant)
C1000	temperature detecting element	flush mounted ⁵	
C1 . . .		Ø 6 mm ⁶	
C4 . . .		Ø 6 mm, reduced design to Ø 4 mm ^{7,8}	
015	insertion length U1	15 mm ⁹	
025		25 mm	
030		30 mm	
035		35 mm	
050		50 mm	
100		100 mm	
150		150 mm	
200		200 mm	
990		as in writing ⁹	
G11	material	wetted parts stainless steel mat.-no. 1.4404 (316L) ¹⁰	
G15		wetted parts stainless steel mat.-no. 1.4404 (316L), PEEK, FDA compliant ¹¹	
N2	measuring insert	Pt100, 3-wire	
N3		Pt100, 4-wire (3-wire bridged) ¹²	
N5		2 x Pt100, 3-wire ¹³	
T150	electrical connectionss	circular connector M12x1 (4-pin), IP 67	
T151		circular connector M12x1 (8-pin), IP 67 ¹⁴	

Additional features (to be indicated in case of need, only)		
S71	Ex-marking	II 1G Ex ia IIC T6 /T5/T4 Ga
S72		II 2G Ex ib IIC T6 /T5/T4 Gb
S73		II 1D Ex ia IIIC T89 °C Da
S74		II 2D Ex ib IIIC T129 °C Db
W1020	material certificate	per EN 10204-3.1, wetted parts
W1201	calibration certificate	per EN 10204-3.1, 5 measuring points
W2604	functional safety per EN 61508, classification per SIL2	
Z52	transmitter with output signal 4...20 mA ^{13,15,16}	for media temperatures up to 160 °C, transmitter type PA2430
Z53		with temperature decoupler for media temperatures up to 200 °C, transmitter type PA2430
Z54	transmitter with output signal IO-Link V1.1 ^{13,15,16}	for media temperatures up to 160 °C, transmitter type PA2530
Z55		with temperature decoupler for media temperatures up to 200 °C, transmitter type PA2530

Order code (example): GA270. - HY - A1011 - C1050 - G11 - N2 - T150 ...

¹ suitable weld-in sockets see product group T6

² EHEDG certified only in connection with hygienic design (order code option HY)

³ EHEDG certificate valid only if gaskets are used that are listed in the "EHEDG position paper"

⁴ a temperature decoupler is always used for an installation length ≤ 25 mm and in combination with PA2430 / PA2530

⁵ for G1/2 conical only, an additional gasket is not necessary

⁶ minimum insertion length required U1 = 15 mm

⁷ minimum insertion length required U1 = 17 mm

⁸ measuring resistor 2 x Pt100 (order code N5) only possible with an insertion length U1 ≥ 40 mm

⁹ reduced design (Ø 4 mm) possible from insertion length U1 ≥ 20 mm

¹⁰ not for flush mounted temperature detecting element (C1000)

¹¹ for flush mounted temperature detecting element (C1000), only

¹² in combination with transmitter only possible with type series PA2530 (Z54/Z55)

¹³ not for devices with Ex-protection

¹⁴ necessary for measuring resistor 2 x Pt100 (order code N5)

¹⁵ not for devices with classification per SIL2

¹⁶ not possible with circular connector M12x1, 8-pin (order code T151)



Zone Acticentre – CRT2 – CS 10210
156/220 Rue des Famards - 59273 FRETIN
Tél : 03 20 62 06 80 Fax : 03 20 96 95 62
Mail : contact@dimelco.com